



ELDON SCHOOL DISTRICT

2026-27 Preliminary Budget



Eldon School District

Matt Davis, Superintendent

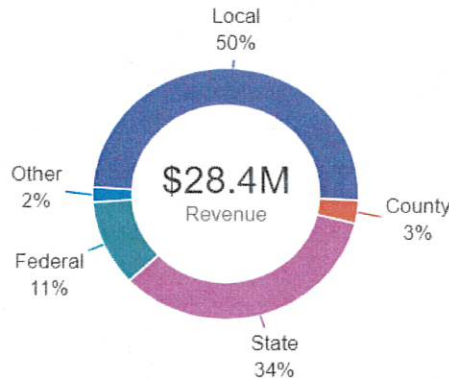
Rigor - Relevance - Relationships

June 17, 2026

The FY27 budget was developed with a clear purpose: to support student achievement by recruiting and retaining quality educators, maintaining a safe, healthy and efficient learning environment, and providing the resources necessary for a high-quality education while preserving the long-term financial stability of the district. Every budget decision was evaluated through that lens. This budget reflects a continued investment in our people, our students, and our facilities while remaining mindful of our responsibility to taxpayers. We recognize that student success depends on having talented staff, strong educational programs, and learning environments that are safe, healthy, and prepared for the future. At the same time, we must ensure that today's decisions do not compromise tomorrow's opportunities. The result is a balanced budget that aligns with the district's Comprehensive School Improvement Plan and positions the district for continued success.

Revenue projections for FY27 were built using conservative assumptions. The budget assumes a State Adequacy Target (SAT) of \$6,740. If the state fully funds the Foundation Formula at the statutory level of \$7,145, the district would receive approximately \$842,230 or 3% of our operating budget in additional revenue. Assessed valuation growth was estimated at 0.70%, generating approximately \$65,110 in new local revenue. While this growth is below the district's typical non-reassessment year average of approximately 1.6%, the estimate reflects preliminary information provided by county assessors and provides a cautious approach to budgeting. By building revenue estimates conservatively, the district is better positioned to manage uncertainty while remaining flexible if revenues exceed expectations.

Sources of Revenue



On the expenditure side, the district continues to prioritize investments that directly support students and staff. The teacher salary schedule was increased by \$2,000, establishing a new starting salary of \$45,000 at a cost of approximately \$412,000. Classified staff salaries were adjusted in alignment with MERIC recommendations at a cost of \$253,000, and step increases for all employees added an additional \$223,138. Employee health insurance costs also continue to rise, with the district contribution increasing from \$525 to \$575 per month, representing an additional cost of \$155,813. These investments recognize the important work of our employees and strengthen the

district's ability to attract and retain high-quality staff. The district's starting teacher salary now exceeds Missouri's minimum teacher salary requirement by \$5,000.

The budget also addresses student needs through staffing additions and educational resources. An additional sixth-grade teacher has been included to manage increasing class sizes and maintain recommended student-to-teacher ratios. This investment ensures students continue to receive the attention and support necessary for academic success.

A significant component of this budget is the district's continued investment in facilities and infrastructure. Capital projects totaling approximately \$2,627,411 are planned for FY27. These projects are designed to provide safe, healthy, and efficient learning environments while utilizing one-time resources for long-term benefits. Investments in facilities not only protect district assets but also create environments where students and staff can thrive for years to come.

Even with these investments, the district's financial outlook remains strong. Long-range projections indicate that fund balances will remain above Board-established reserve targets throughout the planning period. This demonstrates that the district can invest in students, staff, and facilities today while maintaining the financial stability necessary to meet future challenges.

This budget reflects our commitment to meeting the educational needs of every student while strengthening our workforce and maintaining responsible stewardship of public resources. It demonstrates our care for students through investments in staffing and educational programs, our respect for employees through competitive compensation, and our responsibility to taxpayers through thoughtful financial planning. As we move forward, we remain committed to making decisions that support student success, preserve financial stability, and maintain the community's trust in the stewardship of its schools.

Sincerely,



Sarah Rader

Business Manager

Treasurer, Board of Education

ELDON SCHOOL DISTRICT
2026-2027 BUDGET

*This budget is approved by action of the Eldon School Board of Education
on June 17, 2026.*

BOARD OF EDUCATION

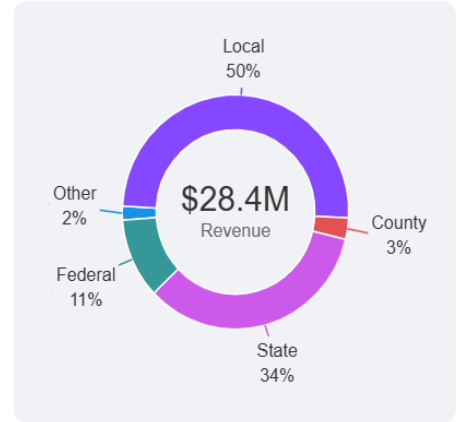
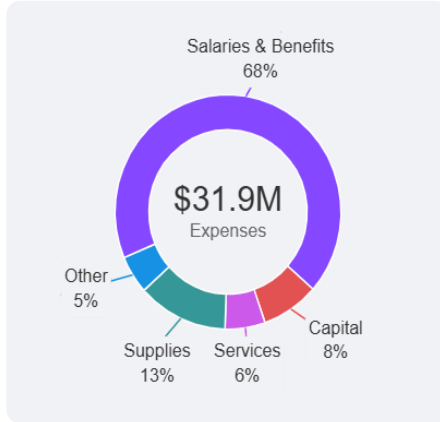
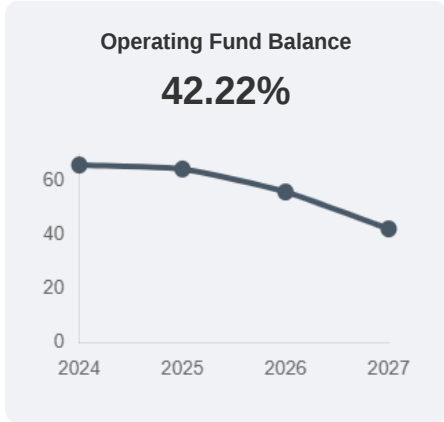
President..... Christi Miller
Vice-President.....Larry Salsman
Member..... Lindsay Ahart
Member..... Taylor Bailey
Member..... Connie Davis
Member..... Jay Harms
Member.....Jerry Kaibel
Secretary Cheyanne Uptergrove
TreasurerSarah Rader

ADMINISTRATIVE STAFF

Superintendent Matt Davis
Special Education Director Aaron Berendzen
High School Principal.....Amy Pratt
High School Asst. Principal.....Tiffany Keeth
Middle School Principal Megan Hees
Upper Elementary Principal Cody Kliethermes
South Elementary Principal Michele Herbert
South Elementary Asst. Principal.....Kari Hinds
Eldon Career CenterErin Rohwer

Fiscal Year 2027 Budget

	2023	2024	2025	2026 - Budget	2027 - Proposed	Difference
Revenue	\$27,729,972	\$34,713,776	\$31,253,658	\$28,516,694	\$28,418,408	\$-98,286
Expense	\$25,733,614	\$29,321,574	\$30,391,347	\$30,902,242	\$31,907,095	\$1,004,853
Net	\$1,996,358	\$5,392,202	\$862,311	\$-2,385,548	\$-3,488,687	\$-1,103,139



Budget Summary

	Total	Operating	General	Teacher	Debt	Capital
Tax Levy	\$3.5431	\$0.0000	\$2.9908	\$0.0000	\$0.5523	\$0.0000
Opening Balance	\$20,162,649	\$14,229,099	\$14,229,099	\$0	\$1,912,329	\$4,021,221
Estimated Revenue	\$28,418,407	\$25,998,004	\$15,251,544	\$10,746,460	\$1,680,756	\$739,647
Estimated Receipts and Balances	\$48,581,056	\$40,227,103	\$29,480,643	\$10,746,460	\$3,593,085	\$4,760,868
Estimated Expenditures	\$31,907,094	\$27,586,178	\$12,981,147	\$14,605,031	\$1,693,505	\$2,627,411
Revenue - Expenditures	-\$3,488,687	-\$1,588,174	\$2,270,397	-\$3,858,571	-\$12,749	-\$1,887,764
Balance Prior to Transfer	\$16,673,962	\$12,640,925	\$16,499,496	-\$3,858,571	\$1,899,580	\$2,133,457
Transfers	\$0	-\$987,173	-\$4,845,744	\$3,858,571	\$0	\$987,173
Zero Teach Fund Balance	\$0	\$0	-\$3,858,571	\$3,858,571	\$0	\$0
7% Capital Transfer	\$0	-\$987,173	-\$987,173	\$0	\$0	\$987,173
Estimated Fund Balance 2027	\$16,673,962	\$11,653,752	\$11,653,752	\$0	\$1,899,580	\$3,120,630
Estimated Restricted Money	\$425,397	\$7,958	\$7,958	\$0	\$417,439	\$0
Estimated Unrestricted Money	\$16,248,565	\$11,645,794	\$11,645,794	\$0	\$1,482,141	\$3,120,630
% Unrestricted Fund Balance		42.22%				

Revenue by Source and Fund

Object	General	Teacher	Debt	Capital
Local (5100-5199)	\$9,629,257	\$2,948,849	\$1,578,958	\$56,551
County (5200-5299)	\$604,862	\$136,500	\$101,799	\$0
State (5300-5399)	\$1,601,366	\$7,399,111	\$0	\$680,596
Federal (5400-5499)	\$3,141,059	\$0	\$0	\$0
Other (5500+)	\$275,000	\$262,000	\$0	\$2,500
Total	\$15,251,544	\$10,746,460	\$1,680,757	\$739,647

Expense by Object and Fund

Object	General	Teacher	Debt	Capital
Certified Salaries	\$0	\$11,528,361	\$0	\$0
Non-Certified Salaries	\$5,465,137	\$0	\$0	\$0
Benefits	\$1,653,762	\$2,984,670	\$0	\$0
Purchased Services	\$1,737,376	\$92,000	\$0	\$0
Supplies	\$4,124,872	\$0	\$0	\$0
Capital Outlay	\$0	\$0	\$0	\$2,627,411
Principal, Interest, and Fees	\$0	\$0	\$1,693,505	\$0
Total	\$12,981,147	\$14,605,032	\$1,693,505	\$2,627,411

Expense by Object over Time

Object	2023	2024	2025	2026 - Budget	2027 - Proposed	Change
Certified Salaries	\$9,332,313	\$9,451,702	\$10,242,539	\$11,022,872	\$11,528,361	\$505,489
Non-Certified Salaries	\$4,492,744	\$4,890,199	\$5,242,283	\$5,221,927	\$5,465,137	\$243,210
Benefits	\$3,640,215	\$3,902,059	\$4,095,100	\$4,347,631	\$4,638,432	\$290,801
Purchased Services	\$1,281,412	\$1,517,739	\$1,384,474	\$1,858,403	\$1,829,376	-\$29,026
Supplies	\$3,144,720	\$3,058,612	\$3,592,802	\$4,254,876	\$4,124,872	-\$130,004
Capital Outlay	\$2,743,263	\$5,281,665	\$2,034,177	\$2,578,560	\$2,627,411	\$48,851
Principal, Interest, and Fees	\$1,098,947	\$1,219,599	\$3,799,972	\$1,617,972	\$1,693,505	\$75,533
Total	\$25,733,614	\$29,321,575	\$30,391,347	\$30,902,241	\$31,907,094	\$1,004,854

Revenue

Account	2023	2024	2025	2026 - Budget	2027 - Proposed	Change
revenue	\$27,729,972	\$34,713,776	\$31,253,658	\$28,516,694	\$28,418,408	\$-98,286
5100 - Local	\$12,471,321	\$13,626,407	\$13,858,600	\$13,841,678	\$14,213,615	\$371,937
5110 - Taxes	\$10,748,732	\$11,407,780	\$11,693,957	\$12,299,260	\$12,408,282	\$109,022
5120 - Tuition	\$0	\$0	\$24,033	\$11,266	\$0	\$-11,266
5140 - Earnings on Investments	\$624,726	\$1,235,839	\$1,061,185	\$765,490	\$705,571	\$-59,919
5150 - Food Service - ProgramsPupils	\$266,402	\$263,259	\$256,626	\$243,950	\$243,950	\$0
5160 - Food Service - ProgramsAdults	\$39,780	\$41,661	\$46,277	\$42,040	\$42,040	\$0
5170 - Enterprise Sources	\$435,204	\$420,328	\$427,655	\$427,000	\$427,000	\$0
5180 - Community Services	\$18,576	\$18,050	\$20,872	\$18,000	\$18,000	\$0
5190 - Other Revenue From Local Sources	\$337,900	\$239,490	\$327,996	\$34,672	\$368,772	\$334,100
5200 - County	\$865,368	\$875,487	\$820,423	\$843,161	\$843,161	\$0
5210 - Court Related - County	\$132,042	\$133,206	\$76,230	\$136,500	\$136,500	\$0
5220 - Tax Collected by County for the LEA	\$733,327	\$742,282	\$744,193	\$706,661	\$706,661	\$0
5300 - State	\$7,772,590	\$8,709,446	\$9,574,585	\$9,874,610	\$9,681,073	\$-193,537
5310 - Foundation Formula State Aid	\$7,226,222	\$7,944,615	\$9,028,115	\$9,410,447	\$9,146,662	\$-263,785
5320 - Foundation Formula State Aid	\$66,980	\$61,952	\$61,447	\$48,565	\$48,565	\$0
5330 - State Revenue	\$387,964	\$436,831	\$451,103	\$407,472	\$472,977	\$65,505
5340 - State Revenue	\$8,925	\$4,448	\$0	\$4,624	\$0	\$-4,624
5360 - State Revenue	\$0	\$0	\$0	\$0	\$10,669	\$10,669
5380 - State Revenue	\$0	\$149,517	\$28,287	\$0	\$0	\$0

Account	2023	2024	2025	2026 - Budget	2027 - Proposed	Change
5390 - State Revenue	\$82,498	\$112,083	\$5,633	\$3,502	\$2,200	\$-1,302
5400 - Federal	\$6,141,084	\$5,974,007	\$4,318,325	\$3,419,570	\$3,141,059	\$-278,511
5410 - Federal Unrestricted Direct	\$151,429	\$203,770	\$153,997	\$172,000	\$172,000	\$0
5420 - Federal-Restricted	\$2,112,234	\$1,709,124	\$301,248	\$149,411	\$149,411	\$0
5426 - Federal-Restricted	\$141,498	\$5,272	\$0	\$0	\$0	\$0
5430 - Federal-Restricted	\$75,420	\$14,913	\$52,107	\$747	\$0	\$-747
5440 - Federal-Restricted	\$1,790,224	\$1,592,126	\$1,546,898	\$1,511,538	\$1,503,711	\$-7,827
5450 - Federal-Restricted	\$920,470	\$995,644	\$1,081,102	\$969,986	\$891,034	\$-78,952
5460 - Other Federal - Restricted	\$173,556	\$176,997	\$223,002	\$442,357	\$251,372	\$-190,985
5480 - Other Federal - Restricted	\$89,570	\$325,024	\$194,108	\$173,531	\$173,531	\$0
5490 - Other Federal - Restricted	\$686,683	\$951,138	\$765,863	\$0	\$0	\$0
5600 - Non-Current	\$261,000	\$5,263,255	\$2,486,325	\$271,975	\$277,500	\$5,525
5610 - Sale of Bonds	\$0	\$5,000,000	\$0	\$0	\$0	\$0
5640 - Sale of School Buses	\$18,336	\$8,100	\$0	\$2,500	\$2,500	\$0
5650 - Sale of Other Property	\$242,664	\$255,155	\$1,325	\$269,475	\$275,000	\$5,525
5690 - Other Non-Current Revenue	\$0	\$0	\$2,485,000	\$0	\$0	\$0
5800 - From Other LEAs	\$218,609	\$265,173	\$195,400	\$265,700	\$262,000	\$-3,700
5810 - Tuition From Other LEAs	\$50,609	\$110,573	\$18,000	\$86,250	\$86,250	\$0
5820 - Tuition From Other LEAs	\$168,000	\$154,600	\$177,400	\$179,450	\$175,750	\$-3,700

Expenses

Account	2023	2024	2025	2026 - Budget	2027 - Proposed	Change
expense	\$25,733,614	\$29,321,574	\$30,391,347	\$30,902,242	\$31,907,095	\$1,004,853
1000 - Instruction	\$12,339,673	\$12,634,883	\$13,905,371	\$14,658,629	\$15,335,705	\$677,076
1100 - Regular Programs	\$7,513,222	\$7,866,117	\$8,689,647	\$9,029,119	\$9,409,811	\$380,692
1200 - Special Programs	\$2,409,947	\$2,414,171	\$2,670,293	\$2,869,608	\$3,002,623	\$133,015
1300 - Career Education Programs	\$1,322,828	\$1,184,703	\$1,381,817	\$1,446,301	\$1,557,512	\$111,211
1400 - Student Activities	\$1,025,263	\$1,056,485	\$1,107,048	\$1,221,601	\$1,273,759	\$52,158
1900 - Payments to Other Districts	\$68,413	\$113,407	\$56,565	\$92,000	\$92,000	\$0
2000 - Support	\$9,794,747	\$9,826,257	\$10,019,385	\$11,333,569	\$11,758,229	\$424,661
2100 - Support Services - Pupils	\$1,053,445	\$1,209,659	\$1,380,612	\$1,903,037	\$1,995,800	\$92,763
2200 - Support Services - Instructional Staff	\$487,268	\$474,090	\$501,981	\$607,438	\$597,988	\$-9,450
2300 - Support Services - General Administration	\$1,289,206	\$1,134,935	\$1,218,372	\$1,219,472	\$1,157,100	\$-62,372
2400 - Support Services - Building Level Administration	\$1,159,277	\$1,142,469	\$1,158,214	\$1,264,676	\$1,328,215	\$63,539
2500 - Business Support Services	\$5,764,567	\$5,820,383	\$5,713,113	\$6,285,508	\$6,623,325	\$337,816
2600 - Support Services - Central Office	\$40,985	\$44,720	\$47,093	\$53,438	\$55,802	\$2,365
3000 - Early Childhood and Public Services	\$790,532	\$970,816	\$1,061,151	\$1,045,894	\$1,077,188	\$31,294
3200 - Community Recreation Services	\$1,175	\$1,019	\$1,971	\$9,811	\$9,811	\$0
3500 - Early Childhood Program	\$474,961	\$486,957	\$618,187	\$651,606	\$667,959	\$16,353
3600 - Welfare Activities Services	\$0	\$0	\$0	\$400	\$400	\$0
3700 - Non-Public School Pupils Services	\$1,398	\$1,263	\$2,060	\$3,680	\$3,680	\$0

Account	2023	2024	2025	2026 - Budget	2027 - Proposed	Change
3800 - Custody and Care of Children Services	\$301,468	\$466,047	\$434,903	\$374,582	\$384,547	\$9,965
3900 - Other Community Services	\$11,530	\$15,531	\$4,031	\$5,815	\$10,791	\$4,976
4000 - Facilities Acquisition and Construction	\$1,709,714	\$4,670,019	\$1,605,469	\$2,246,178	\$2,042,467	\$-203,711
4000 - Facilities Acquisition and Construction Services	\$1,709,714	\$4,670,019	\$1,605,469	\$2,246,178	\$2,042,467	\$-203,711
5000 - Debt Related Fees	\$1,098,947	\$1,219,599	\$3,799,972	\$1,617,972	\$1,693,505	\$75,533
5100 - Principal	\$775,000	\$725,000	\$3,225,000	\$1,105,000	\$1,233,650	\$128,650
5200 - Interest	\$322,675	\$421,127	\$528,000	\$511,672	\$458,300	\$-53,372
5300 - Other Debt Related Fees	\$1,272	\$73,472	\$46,972	\$1,300	\$1,555	\$255

Fiscal Year 2027 Capital Projects

Project / Account Code	2027
ARCHITECTURE FEES	\$82,000
• 40-4031-6521-000-0000-1-00000 ARCHITECT FEES	\$32,000
• 40-4031-6521-000-0000-1-00000 ROOF STRUCTURAL ENGINEER	\$50,000
ATHLETIC EQUIPMENT	\$13,894
• 40-1421-6541-000-1050-1-00003 BASEBALL BACKSTOP	\$8,800
• 40-1421-6541-000-1050-1-00003 SPORTSCOPE	\$5,094
BUILDING & IMPROVEMENTS	\$1,759,260
• 40-4051-6521-000-0000-1-00000 ELECTRICAL UPGRADES	\$107,450
• 40-4051-6521-000-0000-1-00000 REMOVE/REPLACE SOLAR	\$78,881
• 40-4051-6521-000-0000-1-00000 ROOF	\$744,000
• 40-4051-6521-000-0000-1-00000 SOLAR UPGRADES	\$823,154
• 40-4051-6521-000-1100-1-00000 ECC EPOXY FLOOR	\$5,775
CUSTODIAL EQUIPMENT	\$67,115
• 40-2542-6541-000-0000-1-00000 KUBOTA	\$37,665
• 40-2542-6541-000-0000-1-00000 TURF TANK	\$8,000
• 40-2542-6541-000-0000-1-00000 ZERO TURN MOWER	\$7,900
• 40-2542-6541-000-4020-1-00000 SS SCRUBBER	\$13,550
ECC OFFICE COPY MACHINE	\$5,588
• 40-2411-6543-000-1100-2-00074 COPY MACHINE	\$5,588
ENHANCEMENT GRANT	\$74,524

Project / Account Code	2027
• 40-1311-6542-000-1100-1-13201 <i>ECC AG EQUIP - LOCAL</i>	\$1,250
• 40-1311-6542-000-1100-3-33201 <i>ECC AG EQUIP - STATE</i>	\$3,750
• 40-1361-6542-000-1100-1-13201 <i>ECC STS EQUIP - LOCAL</i>	\$6,054
• 40-1361-6542-000-1100-3-33201 <i>ECC STS EQUIP - STATE</i>	\$63,470
FOOD SERVICE EQUIPMENT	\$12,000
• 40-2562-6541-000-0000-1-00000 <i>MILK COOLERS</i>	\$12,000
HIGH SCHOOL EQUIPMENT	\$5,495
• 40-1151-6542-000-1050-3-00000 <i>GLOCKENSPIEL</i>	\$5,495
HIGH SCHOOL TECHNOLOGY EQUIP	\$5,588
• 40-1151-6543-000-1050-3-00074 <i>COPY MACHINE</i>	\$5,588
HS OFFICE TECHNOLOGY EQUIP	\$5,588
• 40-2411-6543-000-1050-2-00074 <i>COPY MACHINE</i>	\$5,588
LAND ACQUISITION	\$30,000
• 40-4021-6511-000-0000-1-00000 <i>LAND PURCHASE - BLDG TRADES</i>	\$30,000
MIDDLE SCHOOL EQUIPMENT	\$5,300
• 40-1131-6542-000-3000-3-00000 <i>ELECTRIC PIANO</i>	\$5,300
MS OFFICE TECH EQUIP	\$5,588
• 40-2411-6543-000-3000-2-00074 <i>COPY MACHINE</i>	\$5,588
OTHER FACILITIES	\$171,207
• 40-4091-6531-000-0000-1-00000 <i>ECC DRAINAGE</i>	\$13,000
• 40-4091-6531-000-0000-1-00000 <i>FB SCOREBOARD</i>	\$9,482

Project / Account Code	2027
• 40-4091-6531-000-0000-1-00000 <i>PARKING LOT REPAIRS</i>	\$118,961
• 40-4091-6531-000-0000-1-00000 <i>SOFTBALL FIELD CONCRETE</i>	\$16,500
• 40-4091-6531-000-0000-1-00000 <i>SOFTBALL FIELD FENCE</i>	\$9,875
• 40-4091-6531-000-0000-1-00000 <i>SOFTBALL FIELD MOUND</i>	\$3,389
SECURITY EQUIPMENT	\$100,000
• 40-2546-6541-000-0000-1-00000 <i>DISTRICT WIDE CAMERA SYSTEM</i>	\$100,000
SOUTH ELEM TECHNOLOGY EQUIP	\$5,588
• 40-1111-6543-000-4020-1-40001 <i>COPY MACHINE</i>	\$5,588
SOUTH ELEMENTARY EQUIPMENT	\$17,500
• 40-1111-6542-000-4020-1-40001 <i>BASKETBALL GOALS</i>	\$17,500
TRANSPORTATION EQUIPMENT	\$250,000
• 40-2552-6552-000-0000-1-00000 <i>SCHOOL BUS</i>	\$250,000
UPPER ELEM TECHNOLOGY EQUIP	\$11,176
• 40-1111-6543-000-4040-1-40001 <i>COPY MACHINES</i>	\$11,176

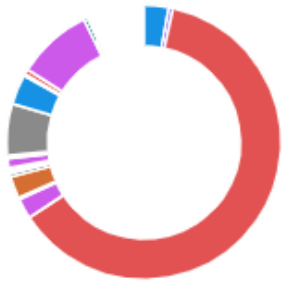
Total Project Cost

\$2.6M

Total Projects

19

Spending by Project



■ BUILDING & IMPROVEMENTS	\$1,759,260 (67%)
TRANSPORTATION EQUIPMENT	\$250,000 (10%)
OTHER FACILITIES	\$171,207 (7%)
SECURITY EQUIPMENT	\$100,000 (4%)
■ ARCHITECTURE FEES	\$82,000 (3%)
■ ENHANCEMENT GRANT	\$74,524 (3%)
■ CUSTODIAL EQUIPMENT	\$67,115 (3%)
LAND ACQUISITION	\$30,000 (1%)
SOUTH ELEMENTARY EQUIPMENT	\$17,500 (1%)
■ ATHLETIC EQUIPMENT	\$13,894 (1%)
■ FOOD SERVICE EQUIPMENT	\$12,000 (0%)
UPPER ELEM TECHNOLOGY EQUIP	\$11,176 (0%)
■ ECC OFFICE COPY MACHINE	\$5,588 (0%)
HIGH SCHOOL TECHNOLOGY EQUIP	\$5,588 (0%)
HS OFFICE TECHNOLOGY EQUIP	\$5,588 (0%)
MS OFFICE TECH EQUIP	\$5,588 (0%)
SOUTH ELEM TECHNOLOGY EQUIP	\$5,588 (0%)
HIGH SCHOOL EQUIPMENT	\$5,495 (0%)
MIDDLE SCHOOL EQUIPMENT	\$5,300 (0%)

Spending by Source



■ Local	\$2,527,044 (96%)
■ State	\$83,603 (3%)
■ County	\$16,764 (1%)

Budget Preparation Guide

Eldon R-I School District Of Miller County, Missouri

Debt Service Fund



December 4, 2024



Structuring Financings to Meet the Needs of Local Governments for Over Thirty Years

Prepared For
Matt Davis
Superintendent of Schools
Eldon R-I School District
112 South Pine Street
Eldon, Missouri 65026-1576

Prepared By

L.J. Hart & Company
8000 Forsyth Blvd., CLHART
St. Louis, Missouri 63105
(636) 537-9939 or (800) 264-4477
Fax (636) 537-9005

*L.J. Hart & Company ("L.J. Hart"), member FINRA and SIPC and registered with the SEC and MSRB, is a wholly owned subsidiary of Commerce Bank, and is a municipal advisor and broker-dealer of municipal securities. Offerings may be distributed by Commerce Brokerage Services Inc. and the Commerce Bank Capital Markets Group (Affiliates). L.J. Hart will remit a portion of the Underwriting Fee (concession) to Affiliates as a fee for distributed bonds. A municipal advisory client brochure that describes the protections available under MSRB rules and instructions on how to file a complaint can be found on the MSRB website at www.msrb.org.

Investments in Securities are NOT FDIC Insured; NOT Bank-Guaranteed and May Lose Value. L.J. Hart may not provide advice for the investment of bond or lease proceeds. For the transaction(s) contemplated herein, L.J. Hart is not acting as your 'municipal advisor' within the meaning of Section 15B of the Securities Exchange Act and does not act in a fiduciary capacity. L.J. Hart does not provide tax advice; please refer to your tax professional. L.J. Hart is not a Portfolio Manager, nor an Investment Advisor.

**BUDGET PREPARATION GUIDE
FISCAL YEAR 2023-24 AND BEYOND
ELDON R-I SCHOOL DISTRICT OF MILLER COUNTY, MISSOURI
FOR DEBT SERVICE FUND
(PAYMENTS COMBINE PRINCIPAL AND INTEREST)
AS OF DECEMBER 4, 2024**

SUMMARY SCHEDULE⁽¹⁾

Fiscal Year	Date	Schedule 1 \$677,354 Series 2014B G.O. QZABs ⁽²⁾⁽³⁾	Schedule 2 \$3,970,000 Series 2019 G.O.R. Bonds	Schedule 3 \$2,500,000 Series 2020 G.O. Bonds ⁽⁴⁾	Schedule 4 \$4,750,000 Series 2021 G.O.R. Bonds	Schedule 5 \$5,000,000 Series 2023 G.O. Bonds	Schedule 6 \$2,485,000 Series 2024 G.O.R. Bonds	Fiscal Year Total ⁽⁵⁾
		Non-Callable	Callable March 1, 2024	Refunded March 1, 2025	Non-Callable	Callable March 1, 2028	Callable March 1, 2030	
2023-24	09/01/2023		\$58,425.00	\$62,500.00	\$32,750.00			
	03/01/2024	\$56,446.17	\$83,425.00	\$62,500.00	\$732,750.00	\$113,776.67		\$1,202,572.84
2024-25	09/01/2024		\$58,050.00	\$62,500.00	\$25,750.00	\$117,700.00		
	03/01/2025	\$56,446.17	\$83,050.00	\$62,500.00	\$725,750.00	\$117,700.00		\$1,309,446.17
2025-26	09/01/2025		\$57,675.00		\$18,750.00	\$117,700.00	\$73,721.67	
	03/01/2026	\$56,446.17	\$82,675.00		\$748,750.00	\$117,700.00	\$399,700.00	\$1,673,117.84
2026-27	09/01/2026		\$57,300.00		\$11,450.00	\$117,700.00	\$42,700.00	
	03/01/2027	\$56,446.17	\$82,300.00		\$761,450.00	\$117,700.00	\$392,700.00	\$1,639,746.17
2027-28	09/01/2027		\$56,925.00		\$3,950.00	\$117,700.00	\$35,700.00	
	03/01/2028	\$56,446.17	\$231,925.00		\$398,950.00	\$117,700.00	\$35,700.00	\$1,054,996.17
2028-29	09/01/2028		\$54,300.00			\$117,700.00	\$35,700.00	
	03/01/2029	\$56,446.17	\$679,300.00			\$117,700.00	\$35,700.00	\$1,096,846.17

SEE PAGE 4 FOR FOOTNOTES

**BUDGET PREPARATION GUIDE
FISCAL YEAR 2023-24 AND BEYOND
ELDON R-I SCHOOL DISTRICT OF MILLER COUNTY, MISSOURI
FOR DEBT SERVICE FUND
(PAYMENTS COMBINE PRINCIPAL AND INTEREST)
AS OF DECEMBER 4, 2024**

SUMMARY SCHEDULE⁽¹⁾

Fiscal Year	Date	Schedule 1 \$677,354 Series 2014B G.O. QZABs ⁽²⁾⁽³⁾	Schedule 2 \$3,970,000 Series 2019 G.O.R. Bonds	Schedule 3 \$2,500,000 Series 2020 G.O. Bonds ⁽⁴⁾	Schedule 4 \$4,750,000 Series 2021 G.O.R. Bonds	Schedule 5 \$5,000,000 Series 2023 G.O. Bonds	Schedule 6 \$2,485,000 Series 2024 G.O.R. Bonds	Fiscal Year Total ⁽⁵⁾
		Non-Callable	Callable March 1, 2024	Refunded March 1, 2025	Non-Callable	Callable March 1, 2028	Callable March 1, 2030	
2029-30	09/01/2029		\$44,925.00			\$117,700.00	\$35,700.00	
	03/01/2030		\$669,925.00			\$117,700.00	\$35,700.00	\$1,021,650.00
2030-31	09/01/2030		\$35,550.00			\$117,700.00	\$35,700.00	
	03/01/2031		\$685,550.00			\$117,700.00	\$35,700.00	\$1,027,900.00
2031-32	09/01/2031		\$25,800.00			\$117,700.00	\$35,700.00	
	03/01/2032		\$675,800.00			\$117,700.00	\$35,700.00	\$1,008,400.00
2032-33	09/01/2032		\$16,050.00			\$117,700.00	\$35,700.00	
	03/01/2033		\$716,050.00			\$737,700.00	\$35,700.00	\$1,658,900.00
2033-34	09/01/2033		\$5,550.00			\$102,200.00	\$35,700.00	
	03/01/2034		\$375,550.00			\$752,200.00	\$35,700.00	\$1,306,900.00
2034-35	09/01/2034					\$85,950.00	\$35,700.00	
	03/01/2035					\$765,950.00	\$435,700.00	\$1,323,300.00

SEE PAGE 4 FOR FOOTNOTES

**BUDGET PREPARATION GUIDE
FISCAL YEAR 2023-24 AND BEYOND
ELDON R-I SCHOOL DISTRICT OF MILLER COUNTY, MISSOURI
FOR DEBT SERVICE FUND
(PAYMENTS COMBINE PRINCIPAL AND INTEREST)
AS OF DECEMBER 4, 2024**

SUMMARY SCHEDULE⁽¹⁾

Fiscal Year	Date	Schedule 1 \$677,354 Series 2014B G.O. QZABs⁽²⁾⁽³⁾	Schedule 2 \$3,970,000 Series 2019 G.O.R. Bonds	Schedule 3 \$2,500,000 Series 2020 G.O. Bonds⁽⁴⁾	Schedule 4 \$4,750,000 Series 2021 G.O.R. Bonds	Schedule 5 \$5,000,000 Series 2023 G.O. Bonds	Schedule 6 \$2,485,000 Series 2024 G.O.R. Bonds	Fiscal Year Total ⁽⁵⁾
		Non-Callable	Callable March 1, 2024	Refunded March 1, 2025	Non-Callable	Callable March 1, 2028	Callable March 1, 2030	
2035-36	09/01/2035					\$68,950.00	\$27,700.00	
	03/01/2036					\$783,950.00	\$427,700.00	\$1,308,300.00
2036-37	09/01/2036					\$54,650.00	\$19,700.00	
	03/01/2037					\$799,650.00	\$419,700.00	\$1,293,700.00
2037-38	09/01/2037					\$39,750.00	\$11,700.00	
	03/01/2038					\$814,750.00	\$311,700.00	\$1,177,900.00
2038-39	09/01/2038					\$20,375.00	\$5,700.00	
	03/01/2039					\$835,375.00	\$290,700.00	\$1,152,150.00

SEE PAGE 4 FOR FOOTNOTES

**BUDGET PREPARATION GUIDE
FISCAL YEAR 2023-24 AND BEYOND
ELDON R-I SCHOOL DISTRICT OF MILLER COUNTY, MISSOURI
FOR DEBT SERVICE FUND
(PAYMENTS COMBINE PRINCIPAL AND INTEREST)
AS OF DECEMBER 4, 2024**

SUMMARY SCHEDULE⁽¹⁾

- (1) This Summary Schedule depicts the combined principal and interest payments due on each payment date for the District's general obligation bond issues.
- (2) The principal accumulation deposits on the Series 2014B Taxable Qualified Zone Academy Bonds (Tax Credit Bonds) will be intercepted under the Missouri Direct Deposit Program guidelines. Principal accumulation intercepts of \$56,446.17 per year beginning on March 1, 2018 are intercepted and deposited with the Central Bank of the Lake of the Ozarks in the principal accumulation account. The interest earned on those deposits are annually returned to the District to be placed in the Debt Service Fund. On March 1, 2029, the principal accumulation deposits will pay off the \$677,354.00 Series 2014B Q.Z.A.B. issue in full.
- (3) The principal accumulation deposits should be accounted for as an increase to an escrow or restricted cash account (1151) rather than a principal payment (6611).
- (4) On March 1, 2025 the Series 2020 Bonds will be refunded by the Series 2024 Refunding Bonds. After March 1, 2025 The 2020 Bonds will cease to exist.
- (5) There are annual Paying Agent and Registrar Bank charges in the amount of \$318.00 (\$300.00 + 6.00% miscellaneous fee = \$318.00) for the Series 2024 Bonds, \$318.00 for the Series 2023 Bonds, \$318.00 for the Series 2021 Bonds, \$318.00 for the Series 2020 Bonds, \$318.00 for the Series 2019 Refunding Bonds, and \$400.00 for the Series 2014B QZABs. The District should include these charges in its budgeting process. After March 1, 2025 the fee for the Series 2020 bonds will cease to exist.

SEE PAGE 4 FOR FOOTNOTES

Schedule 1 (AA+ Rating by Standard & Poor's Corp.)
Eldon R-I School District of Miller County, Missouri
\$677,354 Taxable General Obligation Qualified Zone Academy Bonds
Series 2014B (Remaining Payments)

Debt Service Schedule

Date	Principal	Coupon	Total P+I	Fiscal Total
03/01/2023	-	-	-	-
03/01/2029	677,354.00	-	677,354.00	677,354.00
Total	\$677,354.00	-	\$677,354.00	-

Yield Statistics

Bond Year Dollars.....	\$4,741.48
Average Life.....	7.000 Years
Average Coupon.....	-
Net Interest Cost (NIC).....	0.1571240%
True Interest Cost (TIC).....	0.1580569%
Bond Yield for Arbitrage Purposes.....	-
All Inclusive Cost (AIC).....	0.2884072%

IRS Form 8038

Net Interest Cost.....	-
Weighted Average Maturity.....	7.000 Years

Schedule 1-A

Eldon R-I School District of Miller County, Missouri
 \$677,354
 Qualified Zone Academy Bonds, Series 2014B

Fiscal Year	Projected Funds Accumulated in the Series 2014B QZAB Debt Service Fund (1)	Interest Earned on Series the 2014B QZAB Debt Service Fund Balances at 0.04% (2)
2013-14		
2014-15		
2015-16		
2016-17		
2017-18	\$56,446	
2018-19	\$112,892	\$23
2019-20	\$169,339	\$45
2020-21	\$225,785	\$68
2021-22	\$282,231	\$90
2022-23	\$338,677	\$113
2023-24	\$395,123	\$135
2024-25	\$451,569	\$158
2025-26	\$508,016	\$181
2026-27	\$564,462	\$203
2027-28	\$620,908	\$226
2028-29	\$677,354	\$248
TOTAL		\$632

(1) The Fiscal Years 2017-18 through 2028-29 include the annual payment of \$56,446.17 for the Series 2014B QZAB which will be made on or before March 1 each year. The accumulated amounts only include the deposits from the District, as the interest income is paid out each year.

(2) A check will be issued to the District annually for the interest earnings on the QZAB principal accumulation account. The interest based upon the depository agreement with Central Bank of Lake of the Ozarks is the 90 day Treasury Bill Rate, adjusted semi-annually on January 1st and July 1st, but in no event at a yield greater than the Permitted Sinking Fund Yield of 3.43%. On June 18, 2014, the rate is 0.04%, which is subject to change semi-annually over the term of the QZAB.

Schedule 2 (AA+ Rating by S&P Global)
Eldon R-I School District of Miller County, Missouri
\$3,970,000 General Obligation Refunding Bonds (ACC)
Series 2019 (Remaining Payments)

Debt Service Schedule

Date	Principal	Coupon	Interest	Total P+I	Fiscal Total
03/01/2023	-	-	-	-	-
09/01/2023	-	-	58,425.00	58,425.00	-
03/01/2024	25,000.00	3.000%	58,425.00	83,425.00	141,850.00
09/01/2024	-	-	58,050.00	58,050.00	-
03/01/2025	25,000.00	3.000%	58,050.00	83,050.00	141,100.00
09/01/2025	-	-	57,675.00	57,675.00	-
03/01/2026	25,000.00	3.000%	57,675.00	82,675.00	140,350.00
09/01/2026	-	-	57,300.00	57,300.00	-
03/01/2027	25,000.00	3.000%	57,300.00	82,300.00	139,600.00
09/01/2027	-	-	56,925.00	56,925.00	-
03/01/2028	175,000.00	3.000%	56,925.00	231,925.00	288,850.00
09/01/2028	-	-	54,300.00	54,300.00	-
03/01/2029	625,000.00	3.000%	54,300.00	679,300.00	733,600.00
09/01/2029	-	-	44,925.00	44,925.00	-
03/01/2030	625,000.00	3.000%	44,925.00	669,925.00	714,850.00
09/01/2030	-	-	35,550.00	35,550.00	-
03/01/2031	650,000.00	3.000%	35,550.00	685,550.00	721,100.00
09/01/2031	-	-	25,800.00	25,800.00	-
03/01/2032	650,000.00	3.000%	25,800.00	675,800.00	701,600.00
09/01/2032	-	-	16,050.00	16,050.00	-
03/01/2033	700,000.00	3.000%	16,050.00	716,050.00	732,100.00
09/01/2033	-	-	5,550.00	5,550.00	-
03/01/2034	370,000.00	3.000%	5,550.00	375,550.00	381,100.00
Total	\$3,895,000.00	-	\$941,100.00	\$4,836,100.00	-

Yield Statistics

Bond Year Dollars.....	\$31,370.00
Average Life.....	8.054 Years
Average Coupon.....	3.0000000%
Net Interest Cost (NIC).....	3.0346989%
True Interest Cost (TIC).....	3.0396300%
Bond Yield for Arbitrage Purposes.....	1.9644020%
All Inclusive Cost (AIC).....	3.0951933%

IRS Form 8038

Net Interest Cost.....	2.8454860%
Weighted Average Maturity.....	8.050 Years

Schedule 2-A (AA+ Rating by S&P Global)
Eldon R-I School District of Miller County, Missouri
\$3,970,000 General Obligation Refunding Bonds (ACC)
Series 2019 (Remaining Payments)

Debt Service To Maturity And Call

Date	Princ. to Call	D/S To Call	Principal	Coupon	Interest	D/S To Maturity	Fiscal Total
03/01/2023	-	-	-	-	-	-	-
09/01/2023	-	58,425.00	-	-	58,425.00	58,425.00	-
03/01/2024	3,895,000.00	3,953,425.00	25,000.00	3.000%	58,425.00	83,425.00	141,850.00
09/01/2024	-	-	-	-	58,050.00	58,050.00	-
03/01/2025	-	-	25,000.00	3.000%	58,050.00	83,050.00	141,100.00
09/01/2025	-	-	-	-	57,675.00	57,675.00	-
03/01/2026	-	-	25,000.00	3.000%	57,675.00	82,675.00	140,350.00
09/01/2026	-	-	-	-	57,300.00	57,300.00	-
03/01/2027	-	-	25,000.00	3.000%	57,300.00	82,300.00	139,600.00
09/01/2027	-	-	-	-	56,925.00	56,925.00	-
03/01/2028	-	-	175,000.00	3.000%	56,925.00	231,925.00	288,850.00
09/01/2028	-	-	-	-	54,300.00	54,300.00	-
03/01/2029	-	-	625,000.00	3.000%	54,300.00	679,300.00	733,600.00
09/01/2029	-	-	-	-	44,925.00	44,925.00	-
03/01/2030	-	-	625,000.00	3.000%	44,925.00	669,925.00	714,850.00
09/01/2030	-	-	-	-	35,550.00	35,550.00	-
03/01/2031	-	-	650,000.00	3.000%	35,550.00	685,550.00	721,100.00
09/01/2031	-	-	-	-	25,800.00	25,800.00	-
03/01/2032	-	-	650,000.00	3.000%	25,800.00	675,800.00	701,600.00
09/01/2032	-	-	-	-	16,050.00	16,050.00	-
03/01/2033	-	-	700,000.00	3.000%	16,050.00	716,050.00	732,100.00
09/01/2033	-	-	-	-	5,550.00	5,550.00	-
03/01/2034	-	-	370,000.00	3.000%	5,550.00	375,550.00	381,100.00
Total	\$3,895,000.00	\$4,011,850.00	\$3,895,000.00	-	\$941,100.00	\$4,836,100.00	-

Schedule 3 (AA+ Rating by S&P Global)
Eldon R-I School District of Miller County, Missouri
\$2,500,000 General Obligation Bonds
Series 2020 (Remaining Payments)

Debt Service Schedule

Date	Principal	Coupon	Interest	Total P+I	Fiscal Total
03/01/2023	-	-	-	-	-
09/01/2023	-	-	62,500.00	62,500.00	-
03/01/2024	-	-	62,500.00	62,500.00	125,000.00
09/01/2024	-	-	62,500.00	62,500.00	-
03/01/2025	-	-	62,500.00	62,500.00	125,000.00
09/01/2025	-	-	62,500.00	62,500.00	-
03/01/2026	-	-	62,500.00	62,500.00	125,000.00
09/01/2026	-	-	62,500.00	62,500.00	-
03/01/2027	-	-	62,500.00	62,500.00	125,000.00
09/01/2027	-	-	62,500.00	62,500.00	-
03/01/2028	-	-	62,500.00	62,500.00	125,000.00
09/01/2028	-	-	62,500.00	62,500.00	-
03/01/2029	-	-	62,500.00	62,500.00	125,000.00
09/01/2029	-	-	62,500.00	62,500.00	-
03/01/2030	-	-	62,500.00	62,500.00	125,000.00
09/01/2030	-	-	62,500.00	62,500.00	-
03/01/2031	-	-	62,500.00	62,500.00	125,000.00
09/01/2031	-	-	62,500.00	62,500.00	-
03/01/2032	-	-	62,500.00	62,500.00	125,000.00
09/01/2032	-	-	62,500.00	62,500.00	-
03/01/2033	-	-	62,500.00	62,500.00	125,000.00
09/01/2033	-	-	62,500.00	62,500.00	-
03/01/2034	-	-	62,500.00	62,500.00	125,000.00
09/01/2034	-	-	62,500.00	62,500.00	-
03/01/2035	370,000.00	5.000%	62,500.00	432,500.00	495,000.00
09/01/2035	-	-	53,250.00	53,250.00	-
03/01/2036	385,000.00	5.000%	53,250.00	438,250.00	491,500.00
09/01/2036	-	-	43,625.00	43,625.00	-
03/01/2037	405,000.00	5.000%	43,625.00	448,625.00	492,250.00
09/01/2037	-	-	33,500.00	33,500.00	-
03/01/2038	425,000.00	5.000%	33,500.00	458,500.00	492,000.00
09/01/2038	-	-	22,875.00	22,875.00	-
03/01/2039	445,000.00	5.000%	22,875.00	467,875.00	490,750.00
09/01/2039	-	-	11,750.00	11,750.00	-
03/01/2040	470,000.00	5.000%	11,750.00	481,750.00	493,500.00
Total	\$2,500,000.00	-	\$1,830,000.00	\$4,330,000.00	-

REFUNDED MARCH 1, 2025

Yield Statistics

Bond Year Dollars.....	\$36,600.00
Average Life.....	14.640 Years
Average Coupon.....	5.0000000%
Net Interest Cost (NIC).....	4.5822642%
True Interest Cost (TIC).....	4.4261668%
Bond Yield for Arbitrage Purposes.....	1.2347690%
All Inclusive Cost (AIC).....	4.4722098%

IRS Form 8038

Net Interest Cost.....	4.1837783%
Weighted Average Maturity.....	14.638 Years

ER12020B FINAL 3.1.23 | SINGLE PURPOSE | 11/19/2024 | 8:37 AM

Schedule 3-A (AA+ Rating by S&P Global)

Eldon R-I School District of Miller County, Missouri

\$2,500,000 General Obligation Bonds

Series 2020 (Remaining Payments)

Debt Service To Maturity And Call

Date	Princ. to Call	D/S To Call	Principal	Coupon	Interest	D/S To Maturity	Fiscal Total
03/01/2023	-	-	-	-	-	-	-
09/01/2023	-	62,500.00	-	-	62,500.00	62,500.00	-
03/01/2024	-	62,500.00	-	-	62,500.00	62,500.00	125,000.00
09/01/2024	-	62,500.00	-	-	62,500.00	62,500.00	-
03/01/2025	2,500,000.00	2,562,500.00	-	-	62,500.00	62,500.00	125,000.00
09/01/2025	-	-	-	-	62,500.00	62,500.00	-
03/01/2026	-	-	-	-	62,500.00	62,500.00	125,000.00
09/01/2026	-	-	-	-	62,500.00	62,500.00	-
03/01/2027	-	-	-	-	62,500.00	62,500.00	125,000.00
09/01/2027	-	-	-	-	62,500.00	62,500.00	-
03/01/2028	-	-	-	-	62,500.00	62,500.00	125,000.00
09/01/2028	-	-	-	-	62,500.00	62,500.00	-
03/01/2029	-	-	-	-	62,500.00	62,500.00	125,000.00
09/01/2029	-	-	-	-	62,500.00	62,500.00	-
03/01/2030	-	-	-	-	62,500.00	62,500.00	125,000.00
09/01/2030	-	-	-	-	62,500.00	62,500.00	-
03/01/2031	-	-	-	-	62,500.00	62,500.00	125,000.00
09/01/2031	-	-	-	-	62,500.00	62,500.00	-
03/01/2032	-	-	-	-	62,500.00	62,500.00	125,000.00
09/01/2032	-	-	-	-	62,500.00	62,500.00	-
03/01/2033	-	-	-	-	62,500.00	62,500.00	125,000.00
09/01/2033	-	-	-	-	62,500.00	62,500.00	-
03/01/2034	-	-	-	-	62,500.00	62,500.00	125,000.00
09/01/2034	-	-	-	-	62,500.00	62,500.00	-
03/01/2035	-	-	370,000.00	5.000%	62,500.00	432,500.00	495,000.00
09/01/2035	-	-	-	-	53,250.00	53,250.00	-
03/01/2036	-	-	385,000.00	5.000%	53,250.00	438,250.00	491,500.00
09/01/2036	-	-	-	-	43,625.00	43,625.00	-
03/01/2037	-	-	405,000.00	5.000%	43,625.00	448,625.00	492,250.00
09/01/2037	-	-	-	-	33,500.00	33,500.00	-
03/01/2038	-	-	425,000.00	5.000%	33,500.00	458,500.00	492,000.00
09/01/2038	-	-	-	-	22,875.00	22,875.00	-
03/01/2039	-	-	445,000.00	5.000%	22,875.00	467,875.00	490,750.00
09/01/2039	-	-	-	-	11,750.00	11,750.00	-
03/01/2040	-	-	470,000.00	5.000%	11,750.00	481,750.00	493,500.00
Total	\$2,500,000.00	\$2,750,000.00	\$2,500,000.00	-	\$1,830,000.00	\$4,330,000.00	-

REFUNDED MARCH 1, 2025

Schedule 4 (AA+ Rating by S&P Global)
Eldon R-I School District of Miller County, Missouri
\$4,750,000 General Obligation Refunding Bonds
Series 2021 (Remaining Payments)

Debt Service Schedule

Date	Principal	Coupon	Interest	Total P+I	Fiscal Total
03/01/2023	-	-	-	-	-
09/01/2023	-	-	32,750.00	32,750.00	-
03/01/2024	700,000.00	2.000%	32,750.00	732,750.00	765,500.00
09/01/2024	-	-	25,750.00	25,750.00	-
03/01/2025	700,000.00	2.000%	25,750.00	725,750.00	751,500.00
09/01/2025	-	-	18,750.00	18,750.00	-
03/01/2026	730,000.00	2.000%	18,750.00	748,750.00	767,500.00
09/01/2026	-	-	11,450.00	11,450.00	-
03/01/2027	750,000.00	2.000%	11,450.00	761,450.00	772,900.00
09/01/2027	-	-	3,950.00	3,950.00	-
03/01/2028	395,000.00	2.000%	3,950.00	398,950.00	402,900.00
Total	\$3,275,000.00	-	\$185,300.00	\$3,460,300.00	-

Yield Statistics

Bond Year Dollars.....	\$9,265.00
Average Life.....	2.829 Years
Average Coupon.....	2.000000%
Net Interest Cost (NIC).....	1.0186579%
True Interest Cost (TIC).....	0.9992302%
Bond Yield for Arbitrage Purposes.....	0.7529083%
All Inclusive Cost (AIC).....	1.1638593%

IRS Form 8038

Net Interest Cost.....	0.7413502%
Weighted Average Maturity.....	2.844 Years

Schedule 5 (AA+ Rating by S&P Global)
Eldon R-I School District of Miller County, Missouri
\$5,000,000 General Obligation Bonds
Series 2023 (Remaining Payments)

Debt Service Schedule

Date	Principal	Coupon	Interest	Total P+I	Fiscal Total
09/07/2023	-	-	-	-	-
03/01/2024	-	-	113,776.67	113,776.67	113,776.67
09/01/2024	-	-	117,700.00	117,700.00	-
03/01/2025	-	-	117,700.00	117,700.00	235,400.00
09/01/2025	-	-	117,700.00	117,700.00	-
03/01/2026	-	-	117,700.00	117,700.00	235,400.00
09/01/2026	-	-	117,700.00	117,700.00	-
03/01/2027	-	-	117,700.00	117,700.00	235,400.00
09/01/2027	-	-	117,700.00	117,700.00	-
03/01/2028	-	-	117,700.00	117,700.00	235,400.00
09/01/2028	-	-	117,700.00	117,700.00	-
03/01/2029	-	-	117,700.00	117,700.00	235,400.00
09/01/2029	-	-	117,700.00	117,700.00	-
03/01/2030	-	-	117,700.00	117,700.00	235,400.00
09/01/2030	-	-	117,700.00	117,700.00	-
03/01/2031	-	-	117,700.00	117,700.00	235,400.00
09/01/2031	-	-	117,700.00	117,700.00	-
03/01/2032	-	-	117,700.00	117,700.00	235,400.00
09/01/2032	-	-	117,700.00	117,700.00	-
03/01/2033	620,000.00	5.000%	117,700.00	737,700.00	855,400.00
09/01/2033	-	-	102,200.00	102,200.00	-
03/01/2034	650,000.00	5.000%	102,200.00	752,200.00	854,400.00
09/01/2034	-	-	85,950.00	85,950.00	-
03/01/2035	680,000.00	5.000%	85,950.00	765,950.00	851,900.00
09/01/2035	-	-	68,950.00	68,950.00	-
03/01/2036	715,000.00	4.000%	68,950.00	783,950.00	852,900.00
09/01/2036	-	-	54,650.00	54,650.00	-
03/01/2037	745,000.00	4.000%	54,650.00	799,650.00	854,300.00
09/01/2037	-	-	39,750.00	39,750.00	-
03/01/2038	775,000.00	5.000%	39,750.00	814,750.00	854,500.00
09/01/2038	-	-	20,375.00	20,375.00	-
03/01/2039	815,000.00	5.000%	20,375.00	835,375.00	855,750.00
Total	\$5,000,000.00	-	\$2,976,126.67	\$7,976,126.67	-

Yield Statistics

Bond Year Dollars.....	\$63,316.67
Average Life.....	12.663 Years
Average Coupon.....	4.7003843%
Net Interest Cost (NIC).....	4.5385773%
True Interest Cost (TIC).....	4.4860109%
Bond Yield for Arbitrage Purposes.....	3.9351459%
All Inclusive Cost (AIC).....	4.5217292%

IRS Form 8038

Net Interest Cost.....	4.3216733%
Weighted Average Maturity.....	12.646 Years

ER12023B FINAL | SINGLE PURPOSE | 11/19/2024 | 8:49 AM

Schedule 5-A (AA+ Rating by S&P Global)
Eldon R-I School District of Miller County, Missouri
\$5,000,000 General Obligation Bonds
Series 2023 (Remaining Payments)

Debt Service To Maturity And Call

Date	Princ. to Call	D/S To Call	Principal	Coupon	Interest	D/S To Maturity	Fiscal Total
09/07/2023	-	-	-	-	-	-	-
03/01/2024	-	113,776.67	-	-	113,776.67	113,776.67	113,776.67
09/01/2024	-	117,700.00	-	-	117,700.00	117,700.00	-
03/01/2025	-	117,700.00	-	-	117,700.00	117,700.00	235,400.00
09/01/2025	-	117,700.00	-	-	117,700.00	117,700.00	-
03/01/2026	-	117,700.00	-	-	117,700.00	117,700.00	235,400.00
09/01/2026	-	117,700.00	-	-	117,700.00	117,700.00	-
03/01/2027	-	117,700.00	-	-	117,700.00	117,700.00	235,400.00
09/01/2027	-	117,700.00	-	-	117,700.00	117,700.00	-
03/01/2028	5,000,000.00	5,117,700.00	-	-	117,700.00	117,700.00	235,400.00
09/01/2028	-	-	-	-	117,700.00	117,700.00	-
03/01/2029	-	-	-	-	117,700.00	117,700.00	235,400.00
09/01/2029	-	-	-	-	117,700.00	117,700.00	-
03/01/2030	-	-	-	-	117,700.00	117,700.00	235,400.00
09/01/2030	-	-	-	-	117,700.00	117,700.00	-
03/01/2031	-	-	-	-	117,700.00	117,700.00	235,400.00
09/01/2031	-	-	-	-	117,700.00	117,700.00	-
03/01/2032	-	-	-	-	117,700.00	117,700.00	235,400.00
09/01/2032	-	-	-	-	117,700.00	117,700.00	-
03/01/2033	-	-	620,000.00	5.000%	117,700.00	737,700.00	855,400.00
09/01/2033	-	-	-	-	102,200.00	102,200.00	-
03/01/2034	-	-	650,000.00	5.000%	102,200.00	752,200.00	854,400.00
09/01/2034	-	-	-	-	85,950.00	85,950.00	-
03/01/2035	-	-	680,000.00	5.000%	85,950.00	765,950.00	851,900.00
09/01/2035	-	-	-	-	68,950.00	68,950.00	-
03/01/2036	-	-	715,000.00	4.000%	68,950.00	783,950.00	852,900.00
09/01/2036	-	-	-	-	54,650.00	54,650.00	-
03/01/2037	-	-	745,000.00	4.000%	54,650.00	799,650.00	854,300.00
09/01/2037	-	-	-	-	39,750.00	39,750.00	-
03/01/2038	-	-	775,000.00	5.000%	39,750.00	814,750.00	854,500.00
09/01/2038	-	-	-	-	20,375.00	20,375.00	-
03/01/2039	-	-	815,000.00	5.000%	20,375.00	835,375.00	855,750.00
Total	\$5,000,000.00	\$6,055,376.67	\$5,000,000.00	-	\$2,976,126.67	\$7,976,126.67	-

Schedule 6 (AA+ Rating by S&P Global)
Eldon R-I School District of Miller County, Missouri
\$2,485,000 General Obligation Refunding Bonds
Series 2024 (Current Refunds the Series 2020 Bonds)

Debt Service Schedule

Date	Principal	Coupon	Interest	Total P+I	Fiscal Total
12/04/2024	-	-	-	-	-
09/01/2025	-	-	73,721.67	73,721.67	-
03/01/2026	350,000.00	4.000%	49,700.00	399,700.00	473,421.67
09/01/2026	-	-	42,700.00	42,700.00	-
03/01/2027	350,000.00	4.000%	42,700.00	392,700.00	435,400.00
09/01/2027	-	-	35,700.00	35,700.00	-
03/01/2028	-	-	35,700.00	35,700.00	71,400.00
09/01/2028	-	-	35,700.00	35,700.00	-
03/01/2029	-	-	35,700.00	35,700.00	71,400.00
09/01/2029	-	-	35,700.00	35,700.00	-
03/01/2030	-	-	35,700.00	35,700.00	71,400.00
09/01/2030	-	-	35,700.00	35,700.00	-
03/01/2031	-	-	35,700.00	35,700.00	71,400.00
09/01/2031	-	-	35,700.00	35,700.00	-
03/01/2032	-	-	35,700.00	35,700.00	71,400.00
09/01/2032	-	-	35,700.00	35,700.00	-
03/01/2033	-	-	35,700.00	35,700.00	71,400.00
09/01/2033	-	-	35,700.00	35,700.00	-
03/01/2034	-	-	35,700.00	35,700.00	71,400.00
09/01/2034	-	-	35,700.00	35,700.00	-
03/01/2035	400,000.00	4.000%	35,700.00	435,700.00	471,400.00
09/01/2035	-	-	27,700.00	27,700.00	-
03/01/2036	400,000.00	4.000%	27,700.00	427,700.00	455,400.00
09/01/2036	-	-	19,700.00	19,700.00	-
03/01/2037	400,000.00	4.000%	19,700.00	419,700.00	439,400.00
09/01/2037	-	-	11,700.00	11,700.00	-
03/01/2038	300,000.00	4.000%	11,700.00	311,700.00	323,400.00
09/01/2038	-	-	5,700.00	5,700.00	-
03/01/2039	285,000.00	4.000%	5,700.00	290,700.00	296,400.00
Total	\$2,485,000.00	-	\$909,621.67	\$3,394,621.67	-

Yield Statistics

Bond Year Dollars.....	\$22,740.54
Average Life.....	9.151 Years
Average Coupon.....	4.000000%
Net Interest Cost (NIC).....	3.9899255%
True Interest Cost (TIC).....	3.9854277%
Bond Yield for Arbitrage Purposes.....	3.7680779%
All Inclusive Cost (AIC).....	4.0586373%

IRS Form 8038

Net Interest Cost.....	3.7990567%
Weighted Average Maturity.....	9.141 Years

Schedule 6-A (AA+ Rating by S&P Global)
Eldon R-I School District of Miller County, Missouri
\$2,485,000 General Obligation Refunding Bonds
Series 2024 (Current Refunds the Series 2020 Bonds)

Pricing Summary

Maturity	Type of Bond	Coupon	Yield	Maturity Value	Price	YTM	Call Date	Call Price	Dollar Price
03/01/2026	Serial Coupon	4.000%	3.050%	350,000.00	101.145%	-	-	-	354,007.50
03/01/2027	Serial Coupon	4.000%	2.980%	350,000.00	102.192%	-	-	-	357,672.00
03/01/2035	Serial Coupon	4.000%	3.650%	400,000.00	101.651%	c 3.803%	03/01/2030	100.000%	406,604.00
03/01/2036	Serial Coupon	4.000%	3.700%	400,000.00	101.412%	c 3.844%	03/01/2030	100.000%	405,648.00
03/01/2037	Serial Coupon	4.000%	3.740%	400,000.00	101.222%	c 3.873%	03/01/2030	100.000%	404,888.00
03/01/2038	Serial Coupon	4.000%	3.770%	300,000.00	101.080%	c 3.894%	03/01/2030	100.000%	303,240.00
03/01/2039	Serial Coupon	4.000%	3.810%	285,000.00	100.890%	c 3.917%	03/01/2030	100.000%	287,536.50
Total		-	-	\$2,485,000.00	-	-	-	-	\$2,519,596.00

Bid Information

Par Amount of Bonds.....	\$2,485,000.00
Reoffering Premium or (Discount).....	34,596.00
Gross Production.....	\$2,519,596.00

Schedule 6-B (AA+ Rating by S&P Global)
Eldon R-I School District of Miller County, Missouri
\$2,485,000 General Obligation Refunding Bonds
Series 2024 (Current Refunds the Series 2020 Bonds)

Debt Service To Maturity And Call

Date	Princ. to Call	D/S To Call	Principal	Coupon	Interest	D/S To Maturity	Fiscal Total
12/04/2024	-	-	-	-	-	-	-
09/01/2025	-	73,721.67	-	-	73,721.67	73,721.67	-
03/01/2026	350,000.00	399,700.00	350,000.00	4.000%	49,700.00	399,700.00	473,421.67
09/01/2026	-	42,700.00	-	-	42,700.00	42,700.00	-
03/01/2027	350,000.00	392,700.00	350,000.00	4.000%	42,700.00	392,700.00	435,400.00
09/01/2027	-	35,700.00	-	-	35,700.00	35,700.00	-
03/01/2028	-	35,700.00	-	-	35,700.00	35,700.00	71,400.00
09/01/2028	-	35,700.00	-	-	35,700.00	35,700.00	-
03/01/2029	-	35,700.00	-	-	35,700.00	35,700.00	71,400.00
09/01/2029	-	35,700.00	-	-	35,700.00	35,700.00	-
03/01/2030	1,785,000.00	1,820,700.00	-	-	35,700.00	35,700.00	71,400.00
09/01/2030	-	-	-	-	35,700.00	35,700.00	-
03/01/2031	-	-	-	-	35,700.00	35,700.00	71,400.00
09/01/2031	-	-	-	-	35,700.00	35,700.00	-
03/01/2032	-	-	-	-	35,700.00	35,700.00	71,400.00
09/01/2032	-	-	-	-	35,700.00	35,700.00	-
03/01/2033	-	-	-	-	35,700.00	35,700.00	71,400.00
09/01/2033	-	-	-	-	35,700.00	35,700.00	-
03/01/2034	-	-	-	-	35,700.00	35,700.00	71,400.00
09/01/2034	-	-	-	-	35,700.00	35,700.00	-
03/01/2035	-	-	400,000.00	4.000%	35,700.00	435,700.00	471,400.00
09/01/2035	-	-	-	-	27,700.00	27,700.00	-
03/01/2036	-	-	400,000.00	4.000%	27,700.00	427,700.00	455,400.00
09/01/2036	-	-	-	-	19,700.00	19,700.00	-
03/01/2037	-	-	400,000.00	4.000%	19,700.00	419,700.00	439,400.00
09/01/2037	-	-	-	-	11,700.00	11,700.00	-
03/01/2038	-	-	300,000.00	4.000%	11,700.00	311,700.00	323,400.00
09/01/2038	-	-	-	-	5,700.00	5,700.00	-
03/01/2039	-	-	285,000.00	4.000%	5,700.00	290,700.00	296,400.00
Total	\$2,485,000.00	\$2,908,021.67	\$2,485,000.00	-	\$909,621.67	\$3,394,621.67	-